

INTRODUCING...
the **Peach Teat**® 5-calf open feeder



The Peach Teat® 5-calf open feeder can be used just about anywhere with its bolted steel brackets for attaching to all types of fences. It is injection moulded for strength and durability, has extra-wide teat spacings and the teats unscrew for easy cleaning.

It is designed to support the best industry-accepted calf rearing advice (see Dr Bas Schouten's comments on the following pages). It is an open trough, so that the first calf to finish feeding doesn't push the other calves off their teats.

Calves form bonds in small groups and our 5-calf feeder helps support their bonding. It is crucial right from your calves' first moments of life to take the right approach to their feeding to achieve high growth rates. Loss of growth in this early period means the calf will always be behind.

The Peach Teat® 5-calf feeder not only nurtures the bonding of small groups but also features the Peach Teat® – the world's most advanced calf feeding teat – designed for one purpose, **to be the teat that the calves love!**

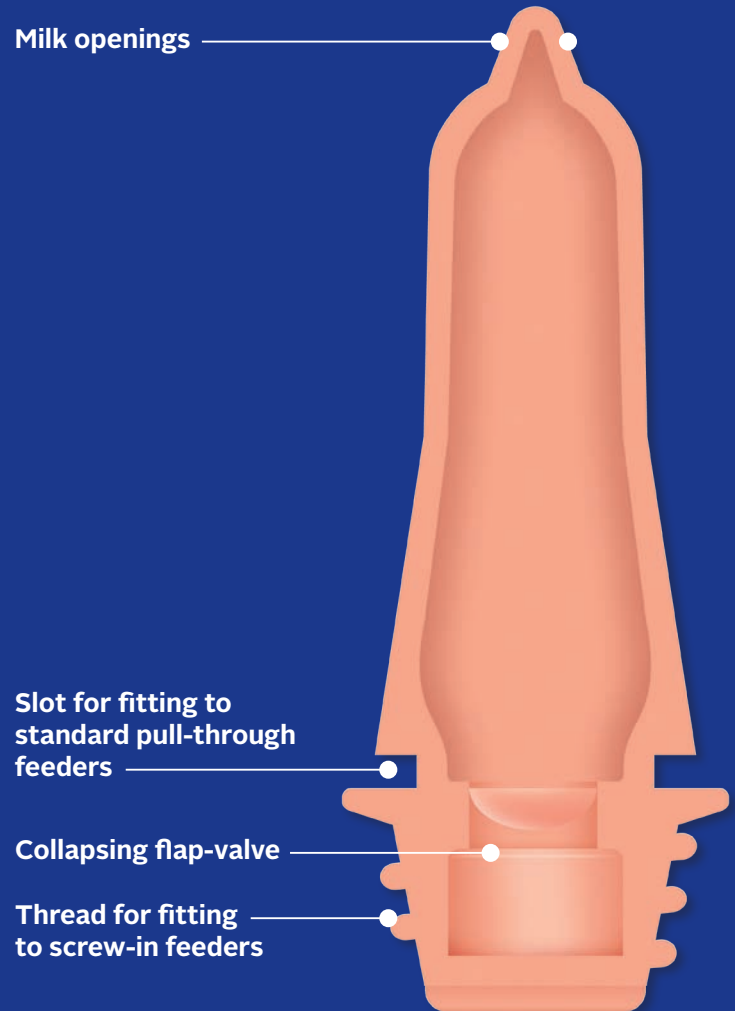


The Peach Teat allows no more fluid to pass through it than a cow's udder naturally would, allowing the calf to suckle more intensely than conventional technology. This stimulates the flow of saliva and improves the PH-level in the stomach and leads to better digestion.

With traditional teats when a calf squeezes the teat most of the milk goes right back into the container.

The Peach Teat's unique patented internal collapsing flap-valve holds the milk in the teat making it much more responsive to the calf's needs.

The Peach Teat is designed to function like a real cows teat, moving all the time while the calf is suckling, never closing in its relaxed state. This means that the teat is self-cleaning and resists blocking.



There is a milk opening on each side of the nipple, situated so that the crown of the nipple remains intact and the teat is leak resistant even when used at the bottom of a milk container. These openings also work as a second valve. Calves feed better and do not stress or fidget and health problems, such as scours or pneumonia, are reduced.

Peach Teats are manufactured from a rubber specially developed to meet the needs of calf rearers, ensuring that the teats feel natural and comfortable to the calf, and will eliminate mouth ulcers.

Peach Teats will pull through, or screw-on, all standard calf feeders. Peach Teats can be used for tube or gravity feeding using any container with a hole size of 22mm ($\frac{7}{8}$ ").

The Peach Teat is available in three models:

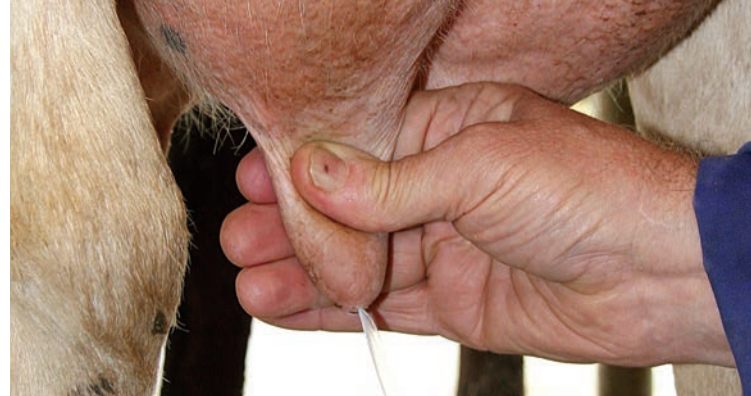
Black threaded

Pink threaded

Black pull-through.

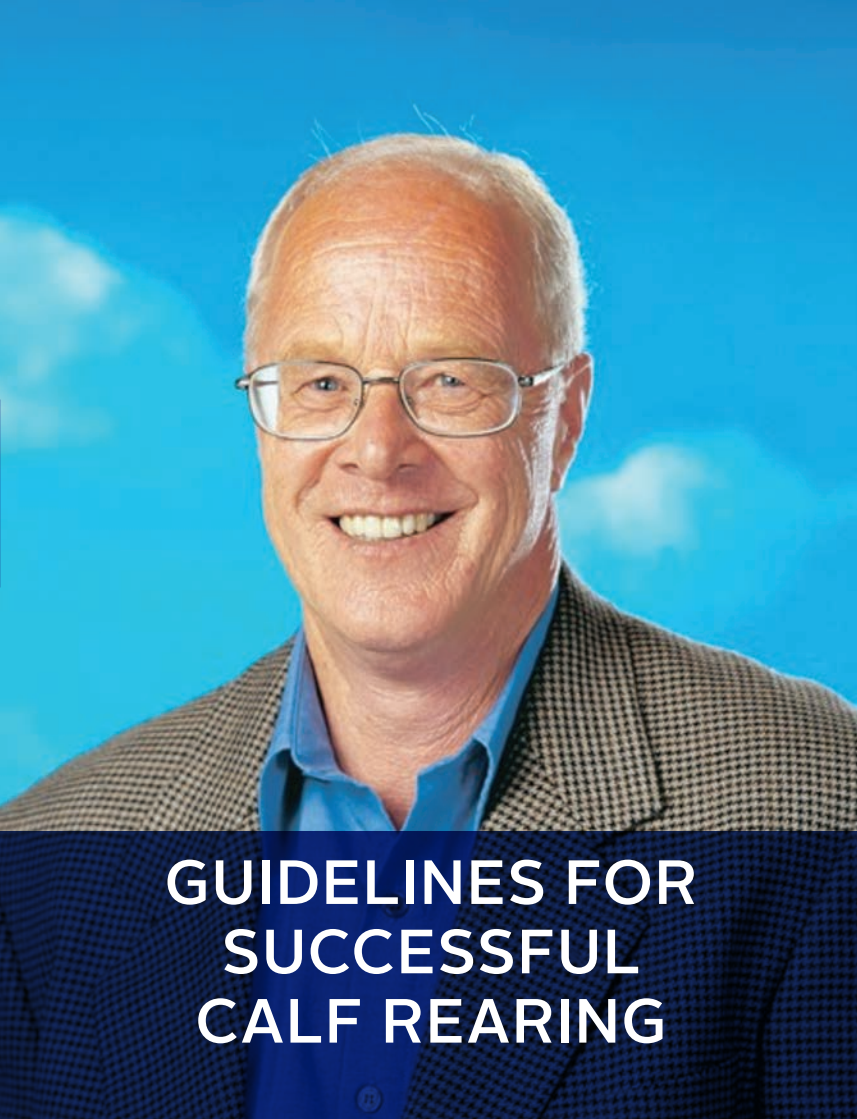


The Black and Pink threaded models can be **screwed on** or **pulled through** a standard or home made feeder with a 20mm ($\frac{3}{4}$ inch) hole. A narrower Peach Teat is available for feeders with smaller holes.



The Peach Teat® is the most natural feeding teat on the market and here's the proof: it simulates the cow's teat so perfectly that it can be milked on a milking machine, or by hand.





GUIDELINES FOR SUCCESSFUL CALF REARING

Dr Bas Schouten B.V.Sc, Veterinary Consultant on Calf Rearing and The Growth of Young Stock in New Zealand, summarises the key factors of calf rearing health and survival with the following points:

- **Healthy calves come from healthy cows.**

So the first cornerstone is that the calf should come from a well fed, fully vaccinated herd.

- **Colostrum must be hygienically harvested and stored.**

The quality of colostrum is often considered to be the most important but equally important is the amount offered.

- **Calves must be fed 4–6 litres (10–15% of bodyweight) in the first 6–8 hours.**

A good quality easy-to-suck teat is a great way to a good start. Easy to suck – easy to like.

- **Compromised calves – that are born weak, exhausted or suffering cold stress – need a physiologically easy-to-suck teat.**

An easy-to-suck teat with an internal valve makes this task easier.

With the Peach Teat the curdling, digestion and absorption of the milk ingredients is physiologically normal.

- **The first two weeks of a calf's life is critical.**

Good early weight gains and minimal disease prior to weaning has a lasting beneficial longterm effect.

A teat that encourages good, vigorous and the easy feeding of milk during this period is essential.

- **The feeding of calves in small groups of 5–10 appears to stimulate a good physiological response** amongst pen mates and often a more active suckling reflex in some slower feeding calves.
- **The use of an easy feeding teat ensures an even milk intake in group fed calves.**





Tips on calf feeding

- **Don't let the calves have access to the feeder once the feeder is empty**, so that the calves will go straight to the feeder when it is time for the next feed. If a calf doesn't come straight to the teat when it is available it could be an indication of a health problem.
- **Ensure milk is full-strength** (not diluted) or bitter. If unsure, taste it yourself.
- **Not all teats are equal.** No other teat compares with Peach Teats for calf acceptability.



THE PEACH TEATS® REVERSIBLE SINGLE CALF FEEDER

Designed specifically to bring the advantages of the Peach Teat to calves being feed inside or outside of a calf pen or hutch, the Reversible Single Calf Feeder is a durable 6.34 quart (6 litre) feeder that has openings for the Peach Teats screw-in teat on both sides, giving you maximum flexibility.



A hutch isn't a home
without a **Peach Teat**



THE PEACH TEATS® BOTTLE ADAPTOR

The Peach Teat adaptor is available for calf-rearers who prefer to use standard nursing and hand-held bottles with threaded tops.





Peach Teat
calves are
happier
calves



THE PEACH TEATS® EASYFIT ADAPTOR

Adapts all feeders with
 $\frac{3}{4}$ " holes to fit Peach Teats.



A calf
that
won't
drink?
Try a
**Peach
Teat!**

Distributed by:



www.peachteats.com